


Reading and Writing


Part 1
- 5 questions -

Look and read. Put a tick (✓) or a cross (✗) in the box.

Examples:




This is a camera.



This is a chicken.


Questions:

1



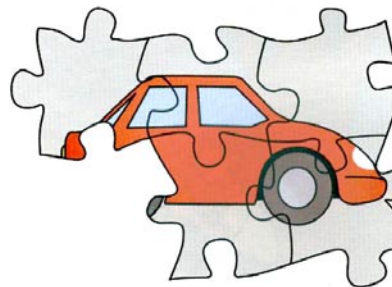
This is a bath.

2




This is a snake.

3



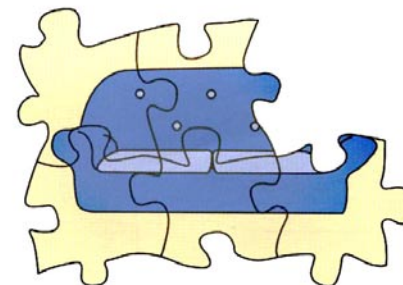
This is a boat.

4



This is a sock.

5




This is a sofa.

Part 2

- 5 questions -

Look and read. Write **yes** or **no**.



Examples:

There is a monster between the girl and the boy.

..... *yes*

The monster is eating a pineapple.

..... *no*

Questions:

1 The boy is fishing.

.....

2 There is a fish in the water.

.....

3 The girl is drawing a picture.

.....

4 The monster is flying a kite.

.....

5 The girl is wearing trousers.

.....

Look at the pictures. Look at the letters. Write the words.

Example:

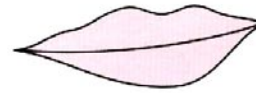


e a r



Questions:

1





2



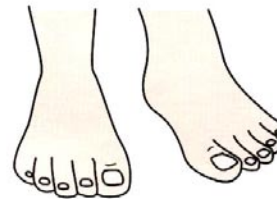


3





4





5





Part 4

- 5 questions -

Read the story. Look at the pictures and the example.
Write one-word answers.



There are ten desks and two *chairs* in my



classroom. There is a big

and a small cupboard next to it. There are some



..... on the cupboard. In the cupboard there



are some The teacher stands behind a



big She wears a blue skirt



and a white

Part 5

- 5 questions -

Look at the pictures and read the questions.
Write one-word answers.

PICTURE A



Examples:

How many bags are there?

four

What is the man eating?


a banana

Questions:

1 What is the boy playing with?

a

PICTURE B



2 Where are they now? in a

3 How many people can you see?

PICTURE C



4 What are they doing?

5 What is on the man's head? a !